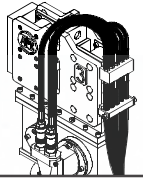




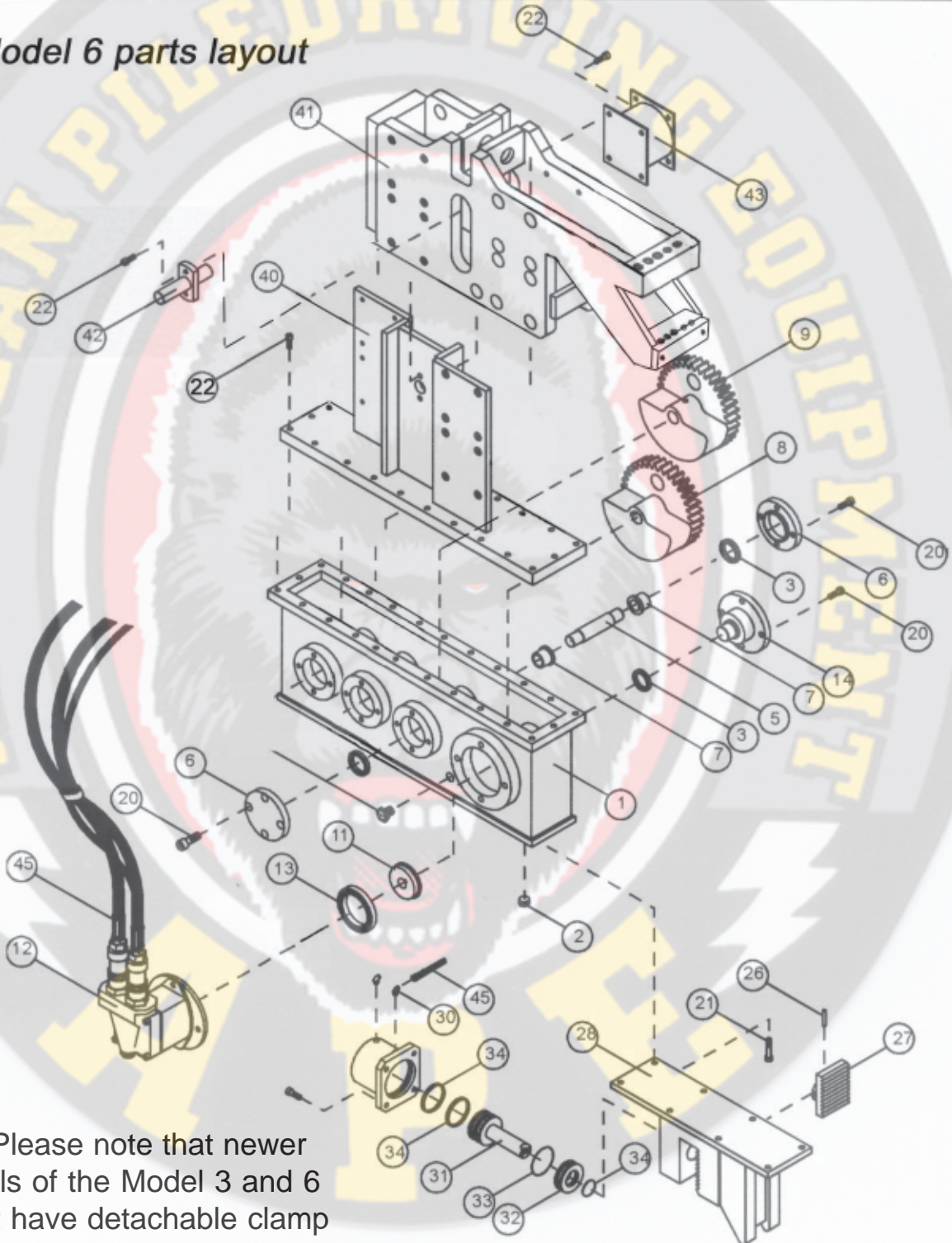
OPERATION / MAINTENANCE MANUAL

MODEL 3 & 6 VIBRATORY HAMMER WITH MODEL 14 POWER UNIT

7032 SOUTH 196th - KENT, WA. 98032 - (206) 872-0141 / FAX (206) 872-8710



Model 6 parts layout



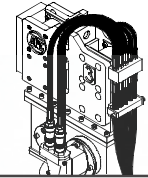
Please note that newer models of the Model 3 and 6 do not have detachable clamp systems. The clamp is built into the gearbox as shown on the front cover.



OPERATION / MAINTENANCE MANUAL

MODEL 3 & 6 VIBRATORY HAMMER WITH MODEL 14 POWER UNIT

7032 SOUTH 196th - KENT, WA. 98032 - (206) 872-0141 / FAX (206) 872-8710



II. MAJOR COMPONENT DEFINITION - Model 6

II-1a. Component Identification

The following is a general listing of the APE 6 Major components and part numbers. (Please see Figure 2-A. for component location).

Table 2-A. Component Identification.

Item	Qty	Description	Part #
1	1	Vibratory Gearbox	#107001
2	1	Magnetic Drain Plug	#105004
3	7	Eccentric Bearing	#105101
4			
5	3	Eccentric Shaft	#105103
6	6	Eccentric Bearing Cover	#105104
7	6	Bearing Sleeve	#105105
8	1	Eccentric Weight - Driver	#105106
9	3	Eccentric Weight - Driven	#105107
10			
11	1	Motor Bearing Carrier	#105110
12	1	Motor - Volvo #F11-10-HU-CH-K	#105201
13	1	Motor - Bearing	#105202
14	1	Motor Bearing Cover	#105205
15	1	Sight Glass #LSP151-05 3/4"NPT	#105305
16	---	-----	-----
17	---	-----	-----
18	---	-----	-----
19	---	-----	-----
20	1	Model 3/6 Bolt Kit - Gearbox	#105410
21	1	Model 3/6 Bolt Kit - Clamp	#105420
22	1	Model 3/6 Bolt Kit - Suppressor	#105430
23	---	-----	-----
24	---	-----	-----
25	1	1/8" Grease Zert	#205101
26	1	Jaw Pin	#205102
27	1	Moveable Jaw	#205104
28	1	Model 3 Clamp Body	#205119
29	1	Clamp Cylinder	#205501
30	2	#6SAE/#6JIC 45 deg. Fitting	#205502
31	1	Plunger Shaft	#205503
32	1	Cylinder End Cap	#205504
33	1	Model 3/6 Clamp O-Ring Kit	#205509
34	1	Model 3/6 Clamp Seal Kit	#205510
35	---	-----	-----
36	---	-----	-----
37	---	-----	-----
38	---	-----	-----
39	---	-----	-----
40	1	Model 6 Inner Suppressor	#307103
41	1	Model 6 Outer Suppressor	#307102
42	1	Model 3/6 Suppressor Safety Pin	#305016
43	4	Model 3/6 Elastomers	#305104
44	---	-----	-----
45	1	Model 3/6 Hose Kit	#405100

2 left and 2 right gear cut

It is necessary to replace all eccentrics when rebuilding a Model 3 or 6 gearbox to insure gear cut alignment.